

Upcoming Events

JULY HOLIDAYS (AOWB
CLOSED; ADPH CLOSED)
07/04/2024

AOWB BOARD MEETING
07/18/2024

SEPTEMBER HOLIDAYS
(AOWB CLOSED; ADPH
CLOSED 09/02/2024

TABLE OF CONTENTS:

Director's message:	P. 2
Hints:	P. 5
Compliance:	P. 6
Tidbits:	P. 10
SPOTLIGHT:	P. 11

Volume I

Issue II – July 2024

The **SCOOP** FROM AOWB
NEWS YOU CAN USE!



Located at:

60 Commerce Street, Suite 1050

Montgomery, AL 36104

Office Phone Number: 334-353-9250

Website address: www.aowb.alabama.gov

**REMINDER – AOWB NO LONGER HAS A FAX MACHINE;
CALL THE OFFICE FOR ASSISTANCE WITH EMAIL**

A WORD FROM MELISSA:

Greetings to all Licensees! It's hard to believe that July is here. I hope you all are staying hydrated out in this heat. Renewal season is right around the corner. We still have roughly 100 individuals that have not renewed for 2024. If you aren't on the website roster, you should call the office as soon as possible.

NEW DATABASE SYSTEM! PROD IS LIVE! Prod is the new licensing database that we have been with OIT to develop for the last year. The system is working great, with a lot of automated and security features. With the system being live, anything that is changed on your file is changed immediately. The website roster is also updated as soon as your license is issued, or phone numbers are changed etc. Be sure to check your email! Renewal reminders and bond reminders are emailed out each Friday. Birthday emails are sent the day of your birthday. We are still working out a few bugs, but the system is a huge improvement to what we had before!

LONG AWAITED AOWB RULE REVISION ON THE HORIZON! The AOWB rules are being updated and we should be moving forward after the July 18, 2024, Board Meeting. Once the Board approves the changes and votes to move forward the rules will then go to the legislative reference service; you, as licensees will be given the opportunity to see the upcoming changes and comment on them as well. More details will follow as we progress closer to the changes.

AOWB LICENSEES THAT ARE PLUMBERS! SPREAD THE WORD! It appears over the last 4-5 years word still hasn't crossed the state about plumbers doing work on septic tanks. **THEY ARE NOT ALLOWED TO!** At no point and time can a plumber access a septic tank unless he/she is licensed by the Alabama Onsite Wastewater Board. They cannot work on field lines; they cannot replace pumps. The AOWB has had a few complaints over the last few weeks on this subject. So, if you are licensed by the AOWB and hold a plumber's license as well, help spread the word or refer them to the AOWB or the Plumbers and Gasfitters Board or file a complaint! This is your industry!

NEW AOWB BOARD MEMBERS!

The AOWB had 2 board members whose term expired after serving for 8 years – our regulator seat and our engineer's seat. The Speaker of the House has appointed Ms. Melanie Boggan with the Alabama Department of Public Health for the Regulator Seat and Mr. Tim Simpson for the Engineers seat. Their terms of office are 10/01/2023 thru 09/30/2027.

We welcome both of them to the AOWB and know that they will serve our industry well!



MEET TIM SIMPSON (ENGINEER SEAT)



Tim Simpson is the current owner of Barrett-Simpson, Inc and Simpson Environmental Services, LLC. His company continues to be on the leading edge of technology in all areas of engineering, surveying, aerial and mobile mapping and On-Site wastewater systems. He currently resides in Hatchuchubbee, Russell County, Alabama with his wife Pam of 39 years. He has two children and four grandchildren where he is fully engaged in the day-to-day life as a grandfather.

Tim graduated from Auburn University with a degree in Civil Engineering and holds licenses as a Professional Engineer and Land Surveyor in numerous states. He holds the Alabama Onsite Wastewater Board license as an Advance II Installer and is a Certified Installer in Georgia. His previous experience as an engineer with State, County, and local municipalities was very enriching and rewarding as he opened his own engineering company.

Tim is a public servant and has served as the past Chairman of the Phenix City/ Russell County Chamber of Commerce, Past President of the Russell County Dixie Youth Baseball League and is currently an elected member of the Russell County School Board. He enjoys fishing and leading music in his local church.

MEET MELANIE BOGGAN (REGULATOR SEAT)



Melanie Boggan is currently the Director of Program Compliance with the Bureau of Environmental Services at the Alabama Department of Public Health. She began her career as an environmentalist at the Montgomery County Health Department in 2007. Throughout her career, she has worked extensively with various environmental programs including onsite sewage, solid waste, rabies, swimming pool, and food safety. She began serving on the Alabama Wastewater Board in 2023.

Ms. Boggan lives in Prattville with her husband, Matthew, daughter, Emory, and dog, Snowflake.

CALLING ALL PUMPERS!!!

NEWS JUST IN FROM ADPH!!!

Licensees,

The Alabama Department of Public Health is in the process of revising the Rules for Septage Management, Chapter 420-3-6; specifically, 420-3-6.23 Sewage Tank Pumping Permit. The current rules do not require a county health department to honor a pumping permit that has been issued by another county health department. This means that many of you may be issued a pumping permit in every county you operate in.

The proposed rules will require that a pumper obtain a permit in the county in which their sewage tank pumper facility (base) is located. Consequently, that permit will be honored in each county that you operate in. The only instance where multiple permits may be issued is if your company operates pumper facilities in multiple counties. The goal of this revision is to bring uniformity to pumper permitting procedures throughout the State. While this rule revision is currently out for public comment, ADPH is optimistic that it will be effective in the late summer or early fall time frame.

So what does this mean for pumpers? Instead of getting permitted by the LHD in each county you pump in you will now only have to be permitted in your base county.

CONTINUING EDUCATION CLASSES FOR 2024! REMEMBER TO GET CEU'S BY 12/31!

AOWA CONTINUING EDUCATION CLASSES FOR 2024 – CALL 334-396-3434 TO REGISTER

September 12, 2024 – Noland Company – Birmingham, AL

October 18, 2024 - Roto-Rooter, Decatur, AL

November 7, 2024 - Mobile Convention Center; Mobile, AL

December 5, 2024 - Homebuilders Association of Alabama; Montgomery, AL

UWA CONTINUING EDUCATION CLASSES FOR 2024 – CALL 205-652-3803 TO REGISTER

September 5, 2024 - Pelham Civic Complex; Pelham AL

October 10, 2024 - Joe Wheeler State Park; Rogersville AL

December 5, 2024 – UWA; Livingston AL

I look forward to seeing you all at an upcoming class near you! **(WITH MAGNETS AND PUMPER BIBLES WRITTEN BY NONE OTHER THAN DOUG McATEE of PUMPER NATION!**

In Closing, as always, if there is any way me or my staff can assist you with anything, please feel free to call anytime. You can always email me as well.

melissa.hines@aowb.alabama.gov enjoy the rest of the articles!

HANNAH'S HINTS!!

BOND CONTINUATIONS

Every year at some point, everyone's bond will expire. Here are a few tips to make sure you can avoid any hassle.

1. Check the expiration date on your bond frequently or make a note of when it will expire. Be aware, as soon as your bond expires, your license is no longer active until we received a bond continuation.
2. With the new database PROD, it has been programmed to send out weekly email reminders every Friday to let you know your bond is about to expire in the next 30 days. It will continue to send you this email until your continuation certificate is received by the Board. This could be very beneficial to most of you so please, **check your emails!**
3. When sending in a bond continuation, the AOWB will not accept any proof of payment such as a receipt. We must have a "continuation certificate" from the insurance company. This continuation certificate will include: Your bond number, bond amount, effective date and expiration.
4. Your insurance company might tell you they will send a copy of your continuation to us, err on the side of caution, this is not always the case, so please ensure your agent or you send the continuation certificate to us. You can mail it to us or email it to me! My email address is at the bottom.
5. Please be aware, the AOWB will not accept any bond that is in your company's name. It must be in yours, the individuals name who holds the license with the AOWB.
6. Finally, your bond MUST be signed. If your continuation has a "principal" line at the bottom, please be sure to sign it! Some continuations have a signature line, others may not. Without a signed bond, it will not be effective.

HANNAH.HOLLON@AOWB.ALABAMA.GOV





FROM THE DESK OF JOEL BARNES

Hello, AOWB licensees, from the AOWB enforcement (compliance) division. I wanted to take some time to talk to you about crossovers for an OSS using serial distribution. I once received a complaint from a Public Health Environmentalist concerning an installation with incorrect crossovers. Today, I would like to share some of the problems with that installation complaint and some corrections that could have saved violations. I have included photos and illustrations with examples of correct and incorrect crossovers.

In both illustration 1 and illustration 2 – violation 1, you can see that there are large gaps of empty space between the pipe and the ground. Code 420-3-1-.58(3)(d) states in part that “crossover lines shall be laid on undisturbed earth.” Illustrations 4-6 show some examples of proper crossover installation.

Another problem with crossovers in illustrations 1 and 2, is that spray foam was used. I had a conversation with Alan Nipp of Infiltrator about the use of spray foam; he said spray foam is not needed when installing crossovers, and that a four-inch hole saw should be used on infiltrator chambers to provide the proper fit for schedule 40 pipe.

Illustration 3 shows proper serial connections when using Infiltrator Quick 4 Standard Low-Profile Chamber.

****SEE NEXT 3 PAGES FOR ILLUSTRATIONS**



INCORRECT




ILLUSTRATION 1

1. Violation of Code 420-3-1-.58(3)(d) – crossover lines shall be laid on undisturbed earth.
2. Spray foam is not needed.


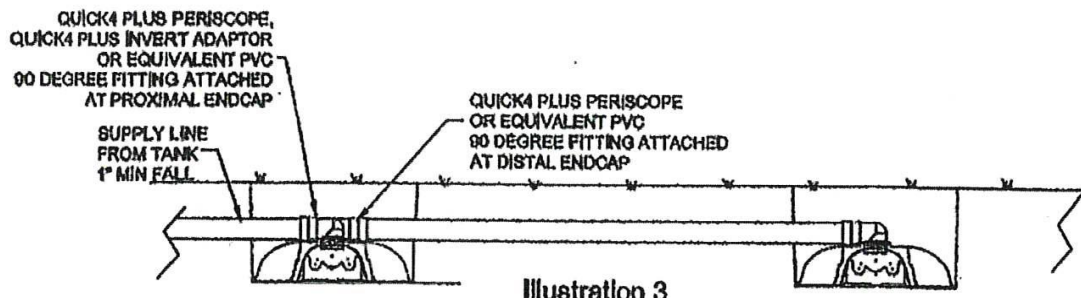
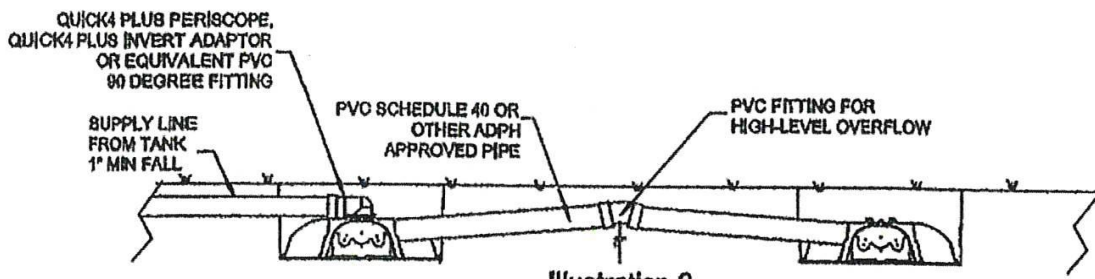
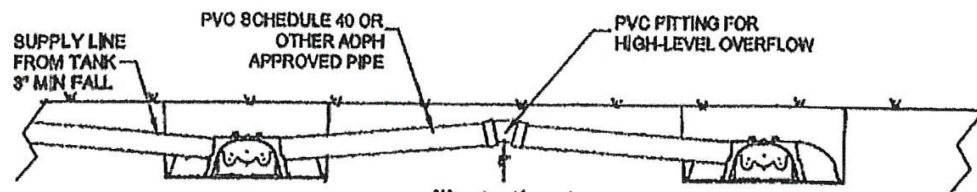


ILLUSTRATION 2

1. Violation of Code 420-3-1-.58(3)(d) – crossover lines shall be laid on undisturbed earth.
2. Spray foam is not needed.

Serial Connections for the Quick4 Plus Standard Low Profile Chamber




Note 1: The Quick4 Plus Periscope has only been tested with Quick4 and Quick4 Plus chambers and is not authorized for use with any other chamber line.

Note 2: The illustrations provided herein are only a subset of recommended crossover options. Other local and state approved methods for serial distribution may also be used.

Note 3: All serial connections for the Quick4 Plus Standard Low Profile chamber must allow full ponding (8 inches) of effluent before spilling over to the adjacent trench.



CORRECT




TIDBITS FROM TRACY!

TIDBITS FROM TRACY:

I have lived in Alabama my entire life, and I will have to admit that I did not know about some of these facts!
HOW MANY DO YOU KNOW?

Alabama: Facts & Stats



Facts

Also Known As	Yellowhammer State
Capital	Montgomery
Population	(2022 est.) 5,074,296
Date Of Admission	December 14, 1819
State Nickname	Cotton State • Yellowhammer State
State Motto	"We Dare Defend Our Rights"
State Bird	Yellowhammer • wild turkey ¹
State Flower	Camellia • oak-leaf hydrangea ²
State Soil	Bama Soil [<i>Adopted as State Soil in 1997</i>]
State Horse	Racking Horse [<i>Adopted as State Horse in 1975</i>]
State Nut	Pecan
State Vegetable	Sweet Potato
State Dessert	Lane Cake
State Fruit	Blackberry
State Fruit Tree	Peach Tree
State Mineral	Hematite
State Insect	Monarch Butterfly
State Mammal	Black Bear
State Song	"Alabama"
Total Area (Sq Km)	135,767
Total Area (Sq Mi)	52,420

¹The wild turkey is the state gamebird.

²The oak-leaf hydrangea is the state wildflower.

Written and fact checked by The Information Architects of Encyclopedia Britannica

As always, if you have any questions regarding your license, to include updating email addresses, changing phone numbers, etc. Please feel free to email me at tracy.welch@aowb.alabama.gov Stay Safe and Hydrated out there!!!

EXECUTIVE DIRECTOR SPOTLIGHT

(TAKEN FROM ONSITE INSTALLER MAGAZINE)

K-12 School Septic System Puts Alabama Installer to the Test

Long pipe runs, insufficient equipment access and a delay getting materials are just a few problems that plagued the team at Gulley Construction

A school in rural Alabama needed a new onsite system, and the project proved to be a bigger challenge than expected for the team at Gulley Construction of Stevenson, Alabama. “Anything that could go wrong with this system went wrong,” says Chris Gulley, the company president.

Gulley’s work was the endpoint of years of complaints from neighbors about septage escaping from the school’s former onsite system. Neighbor Mitchel Stubblefield told WHNT-TV News of Huntsville, Alabama, that septage had been leaking onto his property for years. His land abutted the old dispersal field. After a grandchild reached the septage, Stubblefield said his son-in-law complained to the Alabama Onsite Wastewater Board, which sent a letter to the school district ordering it to fix the problem.

That’s about where Gulley came into the project.

THE SYSTEM

To build the new system, Gulley’s crew tied into an existing lift station system set up around the school. Wastewater comes out of the lift station in a 3-inch force main and travels about a half-mile to the treatment and dispersal area.

First is a 3,000-gallon trash tank. Next is a 3,000-gallon equalization tank, and wastewater flows by gravity into a 3,000-gallon tank holding a Delta ECOPOD (Infiltrator Water Technologies). Tanks were spaced about 5 feet apart. Wastewater flows next into a 1,500-gallon pump tank with two Champion pumps that came from Delta with the ECOPOD package.

A 2-inch pipe conveys water to an Orenco Hydrosplitter with 11 discharge points for 1-inch pipe. About 900 feet of pipe in total takes water to 11 120-foot-long rows of Infiltrator chambers set 10 feet apart. Each row of chambers has its own charging line. Adapters convert the 1-inch pipe to 4-inch just before pipe enters the chambers.

All tanks were concrete and came from Mitchell Concrete Specialities in Alabaster, Alabama. All tanks also have Infiltrator EZset risers and lids. The Hydrosplitter was housed in a 24-inch TUF-TITE riser with a heavy-duty flat lid.

To do the work, the Gulley team used a John Deere 700J bulldozer, a Komatsu PC88 excavator, a John Deere 333G skid-steer and a Komatsu D39 bulldozer.

PIPES BUT NO WASTEWATER

The project moved slowly because there was a period of evaluating the existing system, Gulley says. The old system used chambers, and it had been worked on several times through the years, he says. When he excavated the old system, Gulley found the laterals were full of sludge. “The reason the system had failed is because the original system did not have any tankage, did not have any storage for the solids,” he says. All the laterals filled up with sludge.

Then COVID came along and delayed material delivery. “We probably had this thing under contract for almost a year before we were able to get out there and do the work because, first, it didn’t perk.” School was in session, and so much wastewater was flowing to the drainfield that it wasn’t clear how good the soil was, he said. “Another thing is, we had to build a road to get the material in there because the existing road was not suitable for heavy construction traffic.”

Then one of the tanks showed up out of design spec and required modifications both to the tank and the process of setting it in the ground. Part of that work involved core-drilling a new outlet.

“I ordered a brand-new \$3,000 Milwaukee core drill to do the outlet,” Gulley says. He has smaller core drills, he says, but nothing that could put the required 5-inch hole through thick concrete. Because of rocky soil, the tanks are set shallow, he says, so to use the core drill his team excavated a pit outside the tank to accommodate the drill.

“So when we put the system in, and we were waiting on Delta to come and do the startup with us, we never got any sewage,” Gulley says. School began, and still there was no wastewater. “So we thought we had a rupture in the force main, but we couldn’t find any sewage on top of the ground.” He and his team dug down through the road they’d built to check the force main, and there was nothing wrong. They traced back along the force main, and still they couldn’t find any evidence of a fault in the pipe.

Next, Gulley says, he went to the school grounds. He found wastewater in the tall grass around the lift station. “There’s just sewage ankle-deep all around this, so that tells me all this school year the sewage has just been running out on the ground there,” he says.

About 5 feet below grade, two 2-inch discharge pipes had broken where they combined into a 3-inch force main, he said. “So we had to come back and do a lift station repair: dig that up and repair the pipes coming out of the lift station.”

Despite all the challenges, Gulley says, he couldn’t have asked for a better group of people to work with than the people at the school district. They were patient about having work done, he says, and they didn’t hesitate to order necessary repairs as the job progressed.

A few pics from the install (Photos courtesy of Gulley Construction)



NEXT ISSUE OF AOWB NEWS WILL BE IN OCTOBER!